

# Essential WASH Actions Cards



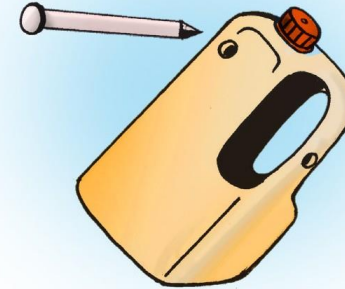

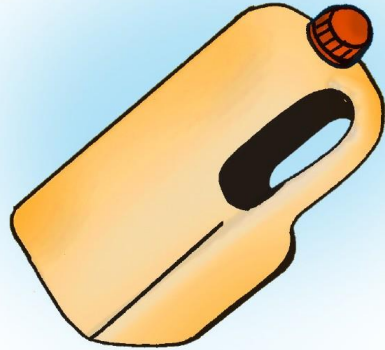


.....

These Action Cards have been modified from USAID funded Mawa WASH project materials; the Zambia Ministry of local government V- washe training Manual; Julia Rosenbaum and Renuka Bery, ESSENTIAL WASH ACTIONS to Improve Child Growth, FHI360, 2017. Accessed from <https://globalhandwashing.org/wp-content/uploads/2017/08/Essential-WASH-Actions.pdf> on 20 January 2019 and the *USAID/SPRING-UNICEF IYCF Image Bank* accessed on 20 January, 2019 from <https://iycf.spring-nutrition.org> and *Mawa health promoter nutrition lesson plan*

.....

# CARD #1: HOW TO MAKE A TIPPY TAP



## CARD #2: HOW TO WASH HANDS



### CARD #3: CRITICAL TIMES FOR HAND WASHING



## CARD #4: HELPING AND TRAINING CHILDREN TO WASH HANDS



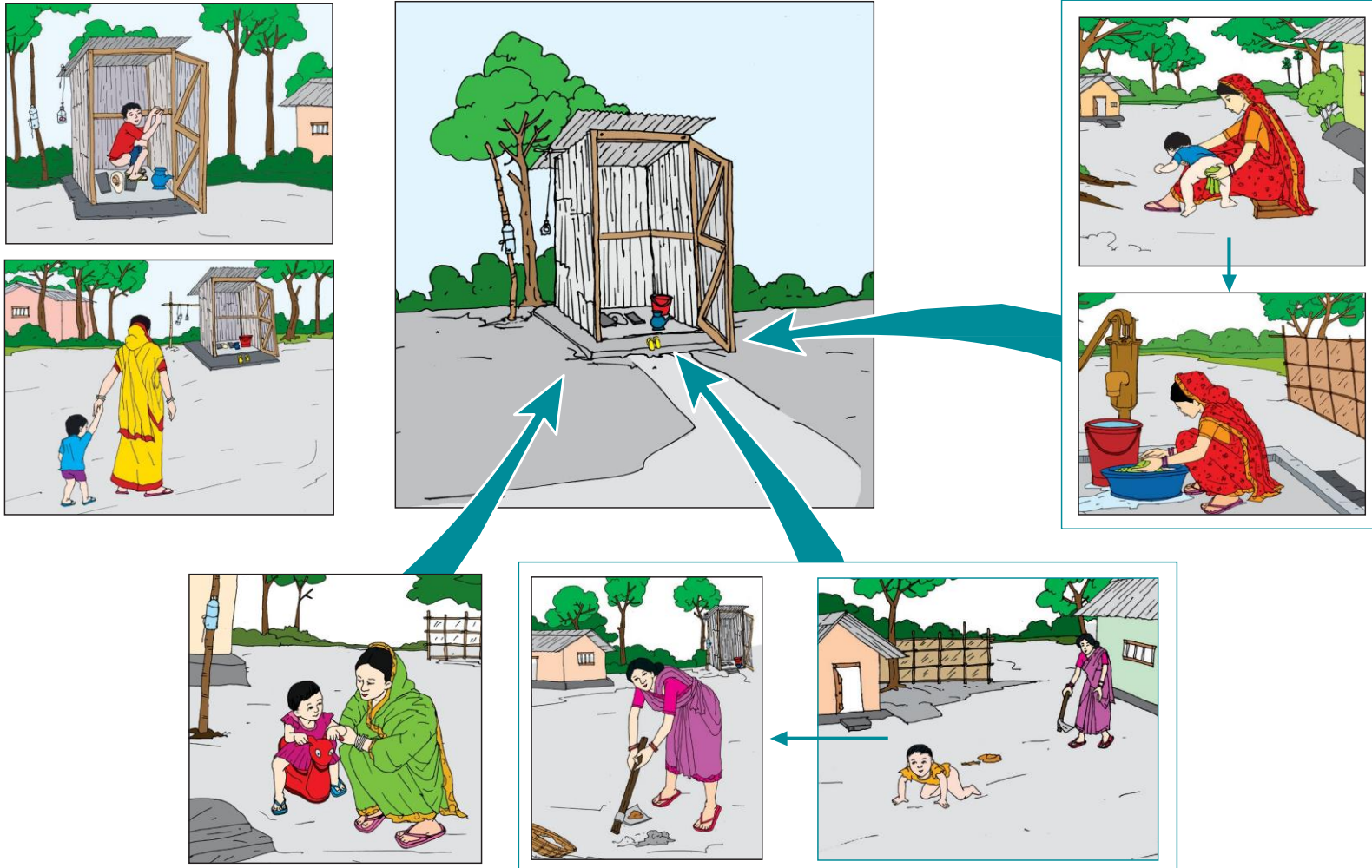
## CARD #5: WASH HANDS FROM TIP TAP OR POURING USING A JAG



# CARD #6: SAFE DISPOSAL OF FECES



# CARD #7: DISPOSING CHILD'S FECES





## CARD #8: MAKING A CHILD FRIENDLY TOILET



# CARD #9: CLEANING A TOILET




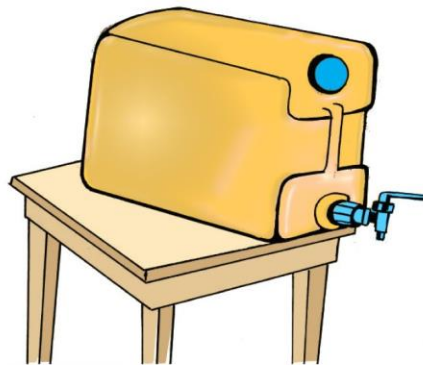

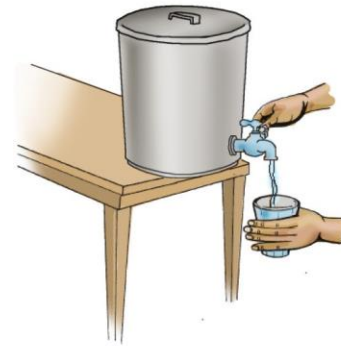
## CARD #10: A CLEAN BATHROOM SPACE



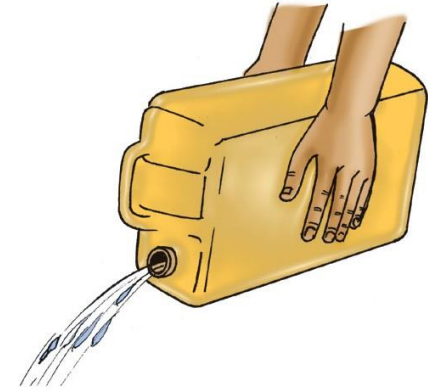
# CARD #11: SAFE WATER CHAIN



# CARD #12: TAKING CARE OF DRINKING WATER (SOURCE, TRANSPORTATION, STORAGE AND SERVING)



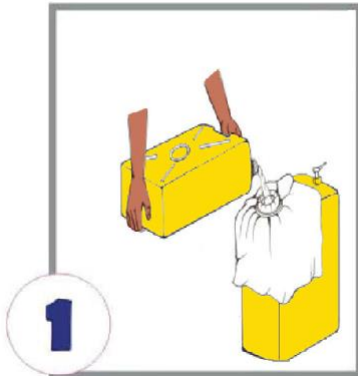
# CARD #13: WASHING WATER CONTAINERS



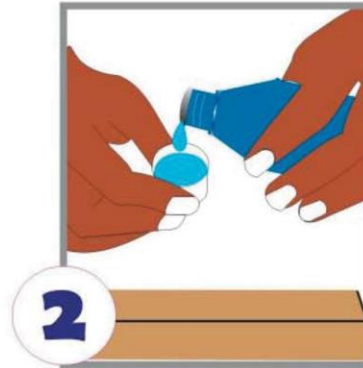
## CARD #14: NO STORING WATER IN CHEMICAL CONTAINERS



# CARD #15: CHLORINATION OF WATER



Fill a clean 20 litre jerrycan with water filtered through a clean cloth.



Fill the bottle cap with WaterGuard.



Pour the capful into the 20 litres of water.





# CARD #16: BOILING WATER



## CARD #17: WASHING AND STORING UNTENSIL ON A RAISED RACK



CARD #18: MEN AND WOMEN ARE KEY TO ESSENTIAL WASH ACTIONS

