

WEEK 3: EL SALVADOR

CALL TO FAMILY, COMMUNITY AND PARTICIPATION

Humans are social by nature. We need each other. Like the early disciples, we are called to come together and grow as a community—in our classrooms, church and families.

STORIES OF HOPE

In Sandra's home in Morazán, El Salvador, everyone helps with the chores by lighting the firewood to cook, making breakfast or grinding corn.

Santos, Sandra's husband, is a farmer, but extreme weather has reduced his harvests and, therefore, his income. Seeking to earn extra money, Sandra began selling food. When she heard about a Catholic Relief Services project on raising chickens, she didn't hesitate to join. She learned about preparing food for chickens and how to vaccinate them.

Sandra began to apply her knowledge with the chickens provided by the project. Now her family has access to their own eggs, saving them money on food. Sandra wants to support other families so she teaches them everything she has learned.

Our Catholic faith teaches us all people should participate in society, seeking the well-being of all, especially that of our sisters and brothers in need, just as Sandra does.

FACTS TO CONSIDER

- El Salvador is the smallest and most densely populated country in Central America, with more than 6 million people living there. The country has 14 administrative divisions called departments.
- Deforestation—when trees are cut down or removed—puts El Salvador at risk to natural disasters. The country is the second most deforested in the Western Hemisphere.



- The Prospera project—in which Sandra Amaya participated—focuses on improving food security of the most vulnerable households located in Morazán and two other departments in El Salvador, so that they can recover from the impact of COVID-19 and the losses suffered due to drought and other extreme weather events from climate change.



For downloadable photos, visit crsricebowl.org/photos and watch the video at crsricebowl.org/stories.

CALL TO FAMILY, COMMUNITY AND PARTICIPATION

45 MINUTES

OBJECTIVE

Through the story of Sandra in El Salvador, students will learn about the Catholic social teaching principle of Call to Family, Community and Participation and consider what community means and why it is important to share our gifts with others.

MATERIALS

- Week 3 story and video, available at [csricebowl.org/stories](https://www.csricebowl.org/stories).
- A map of the world.
- Week 3 Activity Sheets: Grades 1-3.
- Scissors and pencils or crayons.

DISCUSSION (15 MINUTES)

1. Locate El Salvador on the map.
2. Read the story from week 3. Use the video to supplement the story.
3. Reflect:
 - Who did we meet in this story?
 - Why did Sandra decide to participate in the CRS project?
 - How has having chickens helped Sandra's family?

ACTIVITY (25 MINUTES)

1. Explain the principle of Call to Family, Community and Participation: We, human beings, are social by nature and God invites us to come together as a community, whether in our classroom, workplace or family. As members of the body of Christ, we are called to work together, share our gifts and look out for one another.
2. Have students complete the week 3 Activity Sheet: Grades 1-3 with the concentric circles, naming people in their different communities. Then have students complete the Activity Sheet with the prayer eggs.
3. Assign each student a secret prayer partner for the fourth egg on the Activity Sheet. Encourage students to pray and perform small acts of kindness for their partners throughout the week. See if they can guess

their partners at the end of the week—or keep it going until the end of Lent.

CLOSING PRAYER (5 MINUTES)

Teach the students the five-finger prayer. As you go over each finger, ask them to name people they would like to pray for.

1. Thumb: It's the finger closest to your heart. Pray for people who are close to you, such as family and friends.
2. Pointer finger: It's used to give directions. Pray for those who point you in the right direction: teachers, doctors, priests.
3. Middle finger: It's the tallest. Pray for governors, leaders and people who have authority.
4. Ring finger: It's the weakest. Pray for the sick, the poor and people who are struggling.
5. Pinky finger: It's the smallest. Pray for you and your own needs.

End by praying together the Our Father.

AT HOME

1. Share your activity sheet with your family. Display your Lenten prayer eggs in an Easter basket or a visible space. Read your intentions and pray for your secret prayer partner throughout Lent.
2. Choose secret prayer partners at home and encourage each family member to perform acts of kindness for that person.
3. As a family, read and discuss the daily reflection found in your **CRS Rice Bowl Lenten Calendar**.

IF YOU ONLY HAVE

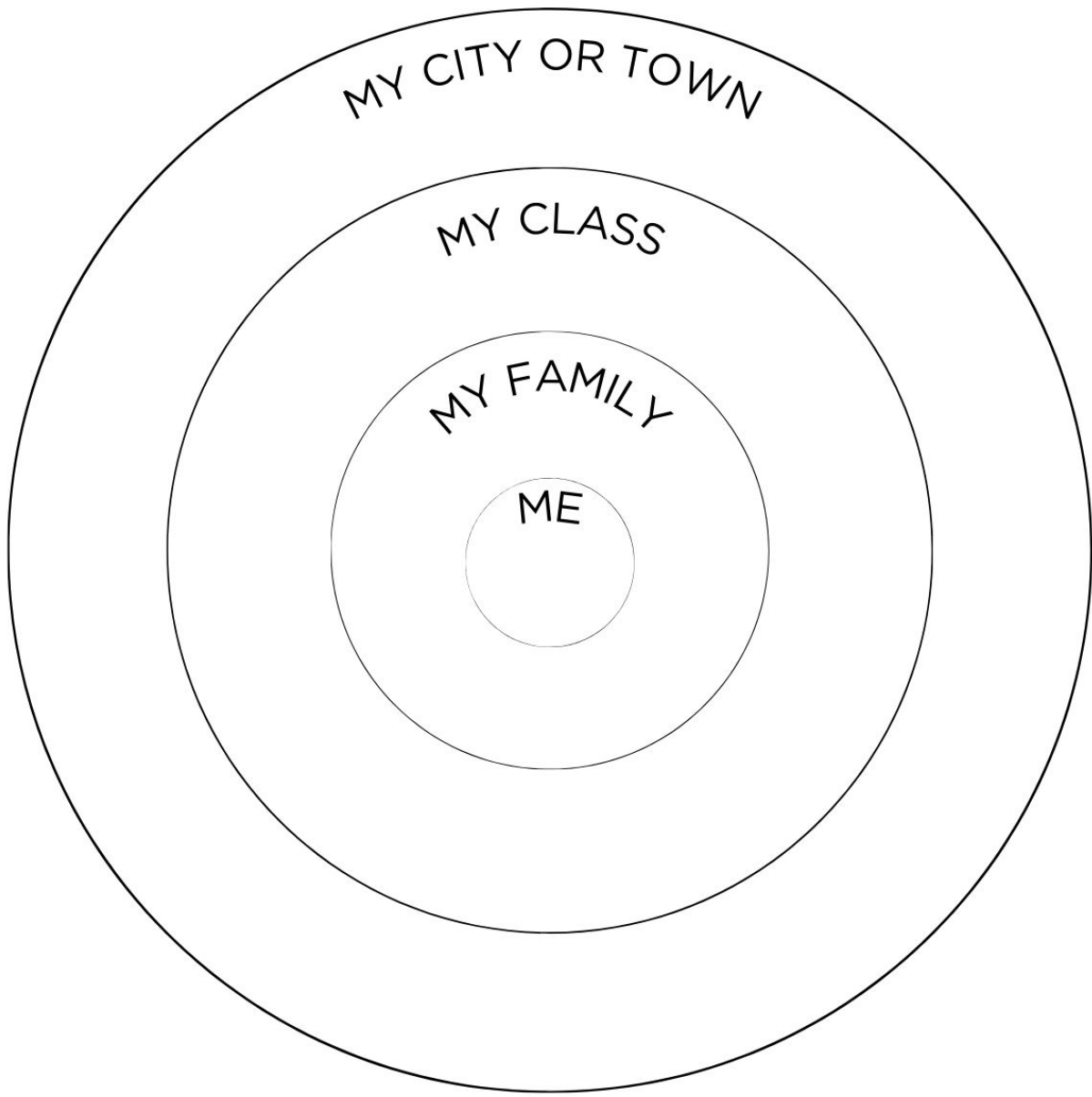
10
MINUTES

1. Read the week 3 story. Use the video to supplement the story.
2. Lead Discussion step 3.
3. Assign each student a secret prayer partner and encourage students to pray and perform small acts of kindness for their

Name: _____



1. Write the name of one person you know from each of the communities named in the circles.
2. Write or draw something you can do to help each community.

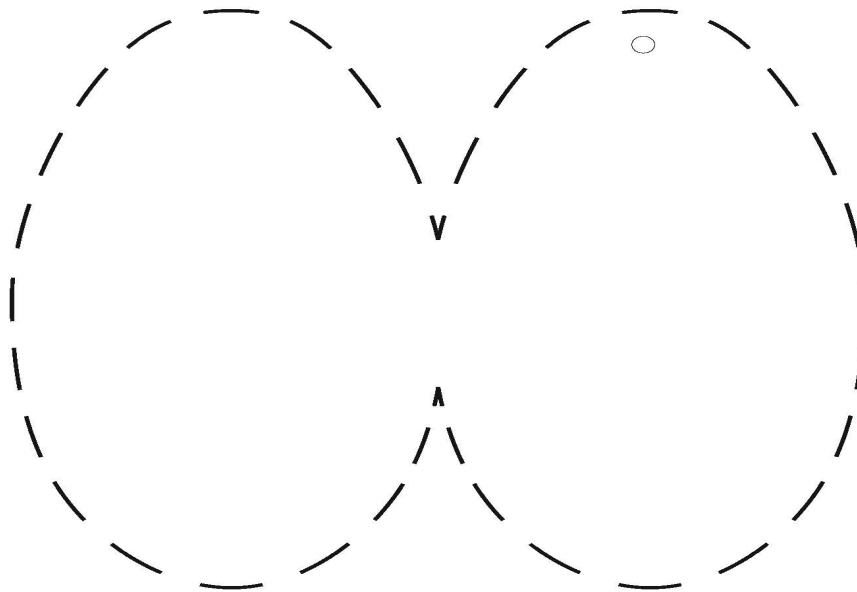


Name: _____

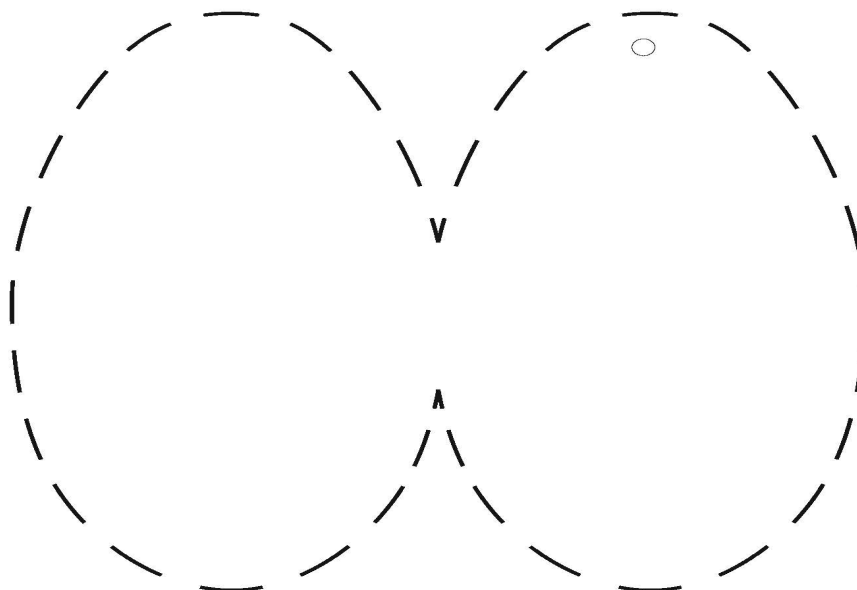


Cut out the prayer eggs and fold them. Think of a prayer intention for your family, one for your class and one for your city, town, or country. Draw or write the intentions on the eggs. Use the last egg to draw or write a prayer intention for your secret prayer partner.

Prayer intention for your family:



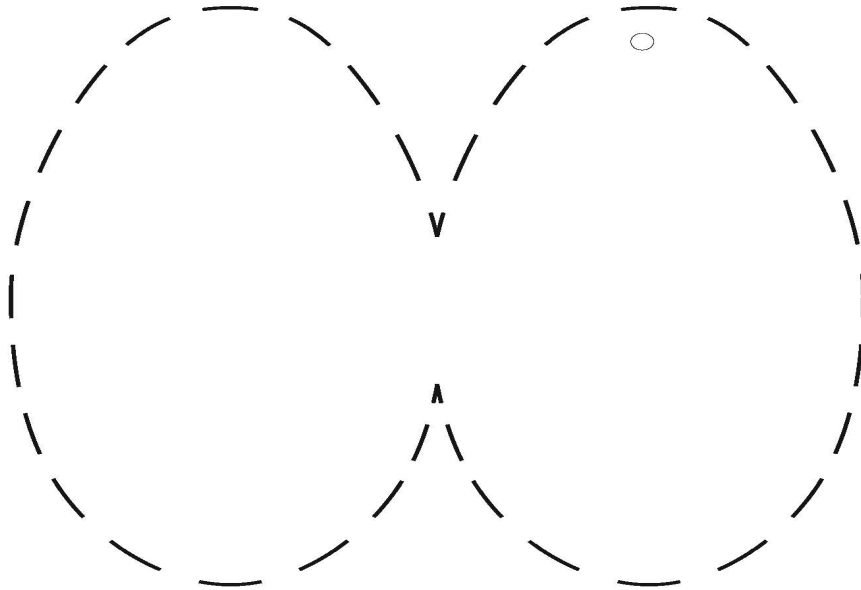
Prayer intention for your class:



Name: _____



Prayer intention for your city, town or country:



Prayer intention for your secret prayer partner:

